


E-Line PA4-15-4

GORMAN-RUPP E-LINE GENERAL DESCRIPTION



The Gorman-Rupp E-Line PA4-15-4 is an electric driven prime assisted centrifugal pump set for pumping clean, dirty and sewage water.

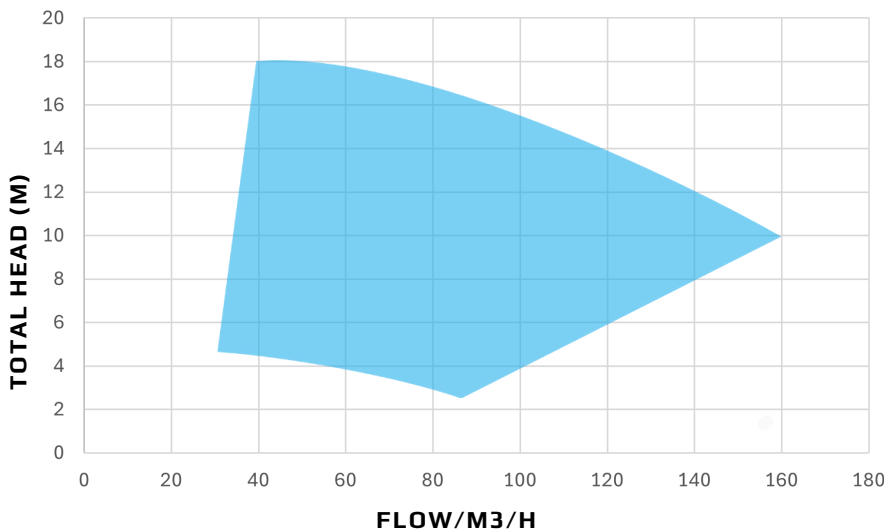


WEIGHT
Approx. 1470 kg

OPERATION
Control panel with main switch, emergency switch, pump on/off and speed control.

COUPLING AND GUARD
Rubber tyre coupling, steel guard RAL 3002 (red)


CHASSIS
Heavy gauge steel chassis, fully galvanized. Steel protective panels, galvanized and powder coated RAL 5003



*Pump performance curve is based on water with a SG=1.0 and without additional accessories.



Gorman-Rupp PA4A60D prime assisted centrifugal pump



ELECTRIC MOTOR
15 kW IE4 Super Premium Efficiency electric motor with variable frequency drive(VFD)
Auxiliary 2,2 kW IE4 electric motor for the vacuum pump



IMPELLER
Semi-open-2-vane 7" impeller made of Ductile iron



PERFORMANCE
Max. 160 m³/h flow or 18 mWc discharge head



DIMENSIONS
4" Perrot Male connection suction side
76,2 mm solid handling capacity
4" Perrot Male connection discharge side
L: 2,335m W: 1,25m H: 1,66m



SOUND
max. 75 dB, measured at 1 meter distance and 1 meter height



WARRANTY
2-year Gorman-Rupp warranty on the pump,
1-year on the motor and other components



Electric Powered Pumps

The Pump People®



E-Line PA4-15-4

GORMAN-RUPP E-LINE TECHNICAL SPECIFICATIONS



PUMP

Solids handling
Max. working pressure
Impeller
Pump Shaft Bearings
Bearing lubrication
Shaft sealing
Fasteners
Oil sight glasses
Pump casing
Impeller
Pump shaft
shaft sleeve
Wear plate
Bearing housing
Gaskets
O-rings

E-LINE PA4-15-4

3" (76,2 mm)
717 kPa
7" Semi-open-2 vane, impeller
Open single row ball bearings
SAE30
SAE30
Steel, nickel-plated
Available
Ductile Iron
Ductile Iron
Stainless Steel 17-4 PH
Alloy Steel 4130
Carbon Steel 1015
Gray Iron 30
Synthetic rubber, Cork, PTFE,
vegetable fibers
Buna-N



CHASSIS DESIGN

Chassis Heavy gauge steel
Corrosion protection Hot-dip galvanized
Protective panels Steel protective panels, galvanized
and powder coated RAL 5003

OPTIONS

Remote Control
Float Switch
Level Sensor
Custom Colors
Solid Management System

ELECTRIC MOTORS

Brand ABB / WEG
Maximum Power 15 kW (Main motor)
2,2 kW (Auxiliary motor)
Efficiency Class IE4 Super Premium
Efficiency
Variable Frequency Drive (VFD) Yes

CONTROL PANEL

Functionalities Main switch, emergency
switch, pump on/off
and speed control
IP Rating of the Cabinet IP44

